

# Khan Brothers PP Woven Bag Industries Ltd.

KBG Tower (8th 9th Floor), 15 DIT Road, Malibagh Choudhurypara, Rampura, Dhaka 1219

## Statement of Financial Position


As of September 30, 2017

UN-AUDITED


Particulars	Notes	Amount In Tk.	
		30-Sep-17	30-Jun-17
<b>Assets:</b>			
<b>NON-CURRENT ASSETS (A)</b>		<b>596,301,602</b>	<b>564,639,824</b>
Property, Plant and Equipments	3.00	595,251,602	563,589,824
Investment in Share	4.00	1,050,000	1,050,000
<b>CURRENT ASSETS (B)</b>		<b>681,138,177</b>	<b>733,648,071</b>
Inventories	5.00	447,621,600	462,476,179
Trade and other Receivables	6.00	114,956,245	112,532,360
Advances, Deposits & Pre-Payments	7.00	64,394,990	60,021,814
Cash and Cash Equivalents	8.00	54,165,342	98,617,718
<b>TOTAL ASSETS A+B)</b>		<b>1,277,439,779</b>	<b>1,298,287,895</b>
<b>Equity and Liabilities:</b>			
<b>SHAREHOLDERS' EQUITY (C)</b>		<b>1,177,971,705</b>	<b>1,158,769,869</b>
Share Capital	9.00	980,798,775	891,635,250
Revaluation Reserve	10.00	94,467,599	94,467,599
Retained Earnings		102,705,331	172,667,020
<b>NON-CURRENT LIABILITIES (D)</b>		<b>21,996,457</b>	<b>21,238,079</b>
Deferred Tax Liability	12.00	21,996,457	21,238,079
<b>CURRENT LIABILITIES (E)</b>		<b>77,471,617</b>	<b>118,279,947</b>
Trade and other Payables	13.00	1,090,795	900,270
Short term Bank loan	14.00	50,126,159	88,786,594
Accrued Expenses	15.00	4,437,212	6,337,467
IPO Application Fund	16.00	5,848,614	5,848,614
Provision for Workers Profit Participation Fund	17.00	1,968,731	5,455,327
Provision for Taxation	18.00	14,000,105	10,951,674
<b>TOTAL EQUITY &amp; LIABILITIES (C+D+E)</b>		<b>1,277,439,779</b>	<b>1,298,287,895</b>
Net Asset Value (NAV) including Revaluation Surplus (Restated)	27.00	<b>11.90</b>	<b>13.00</b>
Net Asset Value (NAV) excluding Revaluation Surplus (Restated)	27.00	<b>10.95</b>	<b>11.94</b>

  
Chief Financial Officer

  
Director

  
Managing Director

  
Company Secretary

  
Chairman

Place: Dhaka

Dated: 14 November, 2017

## Khan Brothers PP Woven Bag Industries Ltd.

KBG Tower (8th 9th Floor), 15 DIT Road, Malibagh Choudhurypara, Rampura, Dhaka 1219

### Statement of Profit or Loss and Other Comprehensive Income


For the period ended 30 September, 2017

UN-AUDITED


Particulars	Notes	Amount In Tk.	Amount In Tk.
		1st Jul 2017 to 30 Sep 2017	1st Jul 2016 to 30 Sep 2016
Turnover	19.00	221,513,000	209,377,200
Less: Cost of Sales	20.00	188,003,611	174,827,053
Gross Income		33,509,389	34,550,147
<b>Operating Expenses:</b>		<b>8,344,489</b>	<b>9,692,174</b>
Administrative Expenses	21.00	6,435,363	7,627,623
Marketing and Distribution Expenses	22.00	1,909,126	2,064,551
<b>Income from Operating Activities</b>		<b>25,164,900</b>	<b>24,857,973</b>
Financial expenses	23.00	(2,158,001)	(2,298,627)
<b>Net Income from Operation</b>		<b>23,006,899</b>	<b>22,559,346</b>
Non Operating Income	25.00	1,152,179	19,679
Net Income before WPPF & Income Tax		24,159,078	22,579,025
Provision for WPPF	17.00	(1,150,432)	(1,075,192)
<b>Net Income before Tax</b>		<b>23,008,646</b>	<b>21,503,833</b>
<b>Provision for Income Tax:</b>	24.00	<b>3,806,810</b>	<b>3,746,785</b>
Current Tax	18.00	3,048,431	2,730,710
Deffered Tax	12.00	758,379	1,016,075
<b>Net Income after Tax</b>		<b>19,201,836</b>	<b>17,757,048</b>
<b>Earnings Per Share (Restated)</b>	26.00	<b>0.19</b>	<b>0.18</b>

  
Chief Financial Officer

  
Director

  
Managing Director

  
Company Secretary

  
Chairman

Place: Dhaka

Dated: 14 November, 2017



## Khan Brothers PP Woven Bag Industries Ltd.

KBG Tower (8th 9th Floor), 15 DIT Road, Malibagh Choudhurypara, Rampura, Dhaka 1219


### Statement of Changes in Equity

For the period ended 30 September, 2017


UN-AUDITED

Particulars	Share Capital	Revaluation Reserve	Retained Earnings	Total
Balance as on 01 July, 2017	891,635,250	94,467,599	172,667,020	1,158,769,869
Net Income for the year	-	-	19,201,836	19,201,836
Deferred Tax Liability	-	-	-	-
Share Money Deposit	-	-	-	-
Dividend	89,163,525	-	(89,163,525)	-
Allotment of Ordinary Share	-	-	-	-
Balance as on 30 September, 2017	980,798,775	94,467,599	102,705,331	1,177,971,705


Balance as on 01 July, 2016	803,275,000	94,467,599	189,165,790	1,086,908,389
Net Income for the year	-	-	17,757,048	17,757,048
Share Money Deposit	-	-	-	-
Dividend	88,360,250	-	(88,360,250)	-
Allotment of Ordinary Share	-	-	-	-
Balance as on 30 September, 2016	891,635,250	94,467,599	118,562,588	1,104,665,437

  
Chief Financial Officer

  
Director

  
Managing Director

  
Company Secretary

  
Chairman

Place: Dhaka

Dated: 14 November, 2017

## Khan Brothers PP Woven Bag Industries Ltd.

KBG Tower (8th 9th Floor), 15 DIT Road, Malibagh Choudhurypara, Rampura, Dhaka 1219

### Statement of Cash Flows


For the period ended 30 September, 2017

UN-AUDITED


Particulars	Amount In Tk.	Amount In Tk.
	1st Jul 2017 to 30 Sep 2017	1st Jul 2016 to 30 Sep 2016
<b>A. Cash Flows from Operating Activities :</b>		
Collection from Turnover	220,241,294	201,919,817
Payment to suppliers and creditors for expenses	(178,080,413)	(147,184,778)
Payment for Financial Expenses	(2,158,001)	(2,298,627)
Payment for WPPF	(4,637,028)	(6,157,053)
Payment for Income Tax	298,558	5,442,050
<b>Net cash inflow/(outflow) from operating activities</b>	<b>35,664,410</b>	<b>51,721,409</b>
<b>B. Cash flow from Investing Activities:</b>		
Acquisition of Property, Plant & Equipment	(41,456,350)	-
<b>Net cash inflow/ (outflow) in Investing Activities</b>	<b>(41,456,350)</b>	-
<b>C. Cash flow from Financing Activities:</b>		
Receipts from ordinary shares issued	-	-
Payment of Cash Dividend	-	-
Short term loan Received/(Re-paid)	(38,660,434)	(44,839,633)
Current portion of Long term loan Received/(Re-paid)	-	-
<b>Net cash inflow/(outflow) in financing activities</b>	<b>(38,660,434)</b>	<b>(44,839,633)</b>
<b>D. Increase/ (Decrease) in Cash and Cash Equivalent (A+B+C)</b>	<b>(44,452,374)</b>	<b>6,881,776</b>
<b>E. Opening Cash and Cash Equivalent</b>	<b>98,617,718</b>	<b>22,541,472</b>
<b>F. Ending Cash and Cash Equivalent (D+E)</b>	<b>54,165,342</b>	<b>29,423,248</b>
<b>Net Operating Cash flows per Shares (NOCFPS)</b>	<b>0.36</b>	<b>0.58</b>

  
Chief Financial Officer

  
Director

  
Managing Director

  
Company Secretary

  
Chairman

Place: Dhaka

Dated: 14 November, 2017