

# Khan Brothers PP Woven Bag Industries Ltd.

KBG Tower (8th 9th Floor), 15 DIT Road, Malibagh Choudhurypara, Rampura, Dhaka 1219

## Statement of Financial Position (Un-audited)


As of December 31, 2016


Particulars	31-Dec-16 Taka	30-Jun-16 Taka
<b>ASSETS:</b>		
<b>NON-CURRENT ASSETS (A)</b>		
Property, Plant and Equipments	559,507,474	579,816,883
Investment in Share	558,457,474	578,766,883
	1,050,000	1,050,000
<b>CURRENT ASSETS (B)</b>		
Inventories	666,035,298	653,338,895
Trade Receivable	464,423,859	442,874,955
Advances, Deposits & Pre-Payments	138,187,864	127,384,005
Cash and Cash Equivalents	51,787,755	60,538,463
	11,635,820	22,541,472
<b>TOTAL ASSETS (A+B)</b>	<b>1,225,542,772</b>	<b>1,233,155,778</b>
<b>EQUITY AND LIABILITIES:</b>		
<b>SHAREHOLDER'S EQUITY (C)</b>		
Share Capital	1,119,152,733	1,086,908,389
Revaluation Reserve	891,635,250	803,275,000
Retained Earnings	94,467,599	94,467,599
	133,049,884	189,165,790
<b>NON-CURRENT LIABILITIES (D)</b>		
Deferred Tax Liability	18,624,199	16,675,470
	18,624,199	16,675,470
<b>CURRENT LIABILITIES (E)</b>		
Current portion of long term loan	87,765,840	129,571,919
Trade & Others Payables	-	-
Short term Bank loan	959,660	875,750
Accrued Expenses	67,986,575	93,722,722
IPO Application Fund	4,916,253	6,054,980
Provision for Workers Profit Participation Fund	5,853,327	5,938,776
Provision for Taxation	3,046,375	7,243,592
	5,003,651	15,736,099
<b>TOTAL EQUITY &amp; LIABILITIES (C+D+E)</b>	<b>1,225,542,772</b>	<b>1,233,155,778</b>
<b>Net Assets Value (NAV) Per Share including Revaluation Surplus</b>	<b>13.02</b>	<b>12.28</b>

 Chief Financial Officer

 Company Secretary

 Director

 Managing Director

 Chairman

Place: Dhaka

Dated: 29 January, 2017

## Khan Brothers PP Woven Bag Industries Ltd.

KBG Tower (8th 9th Floor), 15 DIT Road, Malibagh Choudhurypara, Rampura, Dhaka 1219

### Statement of Comprehensive Income (Un-Audited)

For the Period 1st July 2016 to 31st December 2016

Particulars	Six Months Ended		2nd Quarter	
	July 01- Dec 31	Jul 01- Dec 31	Oct 01- Dec 31	Oct 01- Dec 31
	2016	2015	2016	2015
<b>Turnover</b>	400,750,840	569,978,870	191,373,640	286,067,330
Less: Cost of Sales	335,484,053	481,903,820	160,657,000	248,131,267
<b>Gross Income</b>	<b>65,266,787</b>	<b>88,075,050</b>	<b>30,716,640</b>	<b>37,936,063</b>
<b>Less: Operating Expenses:</b>	<b>20,022,592</b>	<b>18,163,897</b>	<b>10,330,418</b>	<b>8,868,087</b>
Administrative Expenses	15,728,324	14,214,451	8,100,701	6,865,616
Marketing and Distribution Expenses	4,294,268	3,949,446	2,229,717	2,002,471
<b>Income from Operating Activities</b>	<b>45,244,194</b>	<b>69,911,153</b>	<b>20,386,221</b>	<b>29,067,976</b>
Less: Financial expenses	(4,387,775)	(5,038,220)	(2,089,148)	(1,599,637)
<b>Net Income from Operation</b>	<b>40,856,419</b>	<b>64,872,933</b>	<b>18,297,073</b>	<b>27,468,339</b>
Add: Non Operating Income	300,141	252,495	280,462	101,675
<b>Net Income before WPPF &amp; Income Tax</b>	<b>41,156,560</b>	<b>65,125,428</b>	<b>18,577,535</b>	<b>27,570,014</b>
Provision for WPPF	(1,959,837)	3,101,211	(884,645)	1,312,858
<b>Net Income before Tax</b>	<b>39,196,724</b>	<b>62,024,217</b>	<b>17,692,891</b>	<b>26,257,156</b>
Income tax expenses:	(6,952,379)	(5,439,541)	(3,205,594)	(2,205,258)
<b>Net Income after Tax</b>	<b>32,244,344</b>	<b>56,584,676</b>	<b>14,487,296</b>	<b>24,051,898</b>

Earning Per Share (Par Value Tk. 10/-Restated)

0.36

0.63

0.16

0.27

  
Chief Financial Officer

  
Company Secretary

  
Director

  
Managing Director

  
Chairman

Place: Dhaka

Dated: 29 January, 2017

## Khan Brothers PP Woven Bag Industries Ltd.

KBG Tower (8th 9th Floor), 15 DIT Road, Malibagh Choudhurypara, Rampura, Dhaka

### Statement of Changes in Equity (Unaudited)

For the period from July 01, 2016 to December 31, 2016

Particulars	Share Capital	Revaluation Reserve	Retained Earnings	Total
Balance as on July 01, 2015	803,275,000	97,975,485	117,928,527	1,019,179,012
Net Income for the year	-	-	24,051,898	24,051,898
Share Money Deposit	-	-	-	-
Dividend	-	-	-	-
Allotment of Ordinary Share	-	-	-	-
Balance as on December 31, 2015	<b>803,275,000</b>	<b>97,975,485</b>	<b>141,980,425</b>	<b>1,043,230,910</b>


Particulars	Share Capital	Revaluation Reserve	Retained Earnings	Total
Balance as on July 01, 2016	803,275,000	94,467,599	189,165,790	1,086,908,389
Net Income for the year	-	-	32,244,344	32,244,344
Share Money Deposit	-	-	-	-
Dividend	88,360,250	-	(88,360,250)	-
Allotment of Ordinary Share	-	-	-	-
Balance as on December 31, 2016	<b>891,635,250</b>	<b>94,467,599</b>	<b>133,049,884</b>	<b>1,119,152,733</b>

  
Chief Financial Officer

  
Company Secretary

  
Director

  
Managing Director

  
Chairman

Place: Dhaka  
Dated: 29 January, 2017

**Khan Brothers PP Woven Bag Industries Ltd.**  
**KBG Tower (8th 9th Floor), 15 DIT Road, Malibagh Choudhurypara, Rampura, Dhaka 1219**  
**Statement of Cash Flow (Unaudited)**  
**For the period ended December 31, 2016**

Particulars	31-Dec-16 Taka	31-Dec-15 Taka
A. Cash Flows from Operating Activities :		
Collection from Turnover	390,247,122	539,467,412
Payment to suppliers and creditors for expenses	(353,561,170)	(528,284,391)
Financial Expenses paid	(4,387,775)	(5,038,220)
WPPF	(6,157,053)	-
Dividend Paid	-	-
Income Tax Paid	(11,225,180)	(3,399,201)
Net cash inflow/(outflow) from operating activities	14,915,944	2,745,599
B. Cash flow from Investing Activities:		
Acquisition of Property, Plant & Equipment	-	-
Net cash inflow/ (outflow) in Investing Activities	-	-
C. Cash flow from Financing Activities:		
Subscription Money Received	-	-
Subscription Money Refunded/Transferred	-	(281,683)
Share Capital Issued	-	-
Short term loan Received/(Re-paid)	(25,821,596)	(5,555,974)
Current portion of Long term loan Received/(Re-paid)	-	-
Net cash inflow/(outflow) in financing activities	(25,821,596)	(5,837,657)
D. Increase/ (Decrease) in Cash and Cash Equivalent (A+B+C)	(10,905,652)	(3,092,058)
E. Opening of Cash and Cash Equivalent	22,541,472	17,784,359
F. Ending Cash and Cash Equivalent (D+E)	<u>11,635,820</u>	<u>14,692,301</u>

**Net Operating Cash Flow Per Share (NOCFPS)**


**0.19**

**0.03**

  
**Chief Financial Officer**

  
**Company Secretary**

  
**Director**

  
**Managing Director**

  
**Chairman**

Place: Dhaka  
Dated: 29 January, 2017